



6198 Bodenmais - Arbersee - Arber Bergbahn und zurück

t ä g l i c h in der Zeit vom **01.06. – 22.06. UND 01.08. - 05.10.2025**

| | 6198 101 | 6198 103 | 6198 105 | 6198 107 | 6198 | 6198 | 6198 | 6198 | 6198 109 | 6198 111 | 6198 113 |
|--|-------------|-------------|-------------|-------------|-------|-------|-------|-------|-------------|-------------|-------------|
| Waldbahn aus Zwiesel RB37  an | 8:23 | 9:23 | 9:23 | 10:23 | 10:23 | 11:23 | 11:23 | 12:23 | 14:23 | 15:23 | 16:23 |
| Bodenmais, Rathaus ab | 9:00 | 9:30 | 10:00 | 10:30 | 11:00 | 11:30 | 12:00 | 13:08 | 15:08 | 16:08 | 17:08 |
| Bodenmais, Cafe Winklstüberl | 9:03 | 9:33 | 10:03 | 10:33 | 11:03 | 11:33 | 12:03 | 13:11 | 15:11 | 16:11 | 17:11 |
| Silberberg Sesselbahn, Talstation | 9:05 | 9:35 | 10:05 | 10:35 | 11:05 | 11:35 | 12:05 | 13:13 | 15:13 | 16:13 | 17:13 |
| Schönebene | 9:08 | 9:38 | 10:08 | 10:38 | 11:08 | 11:38 | 12:08 | 13:16 | 15:16 | 16:16 | 17:16 |
| Hochstraße, Abzweig Rodelbahn | 9:11 | 9:41 | 10:11 | 10:41 | 11:11 | 11:41 | 12:11 | 13:19 | 15:19 | 16:19 | 17:19 |
| Bretterschachten, Langlaufzentrum | 9:15 | 9:45 | 10:15 | 10:45 | 11:15 | 11:45 | 12:15 | 13:23 | 15:23 | 16:23 | 17:23 |
| Arbersee ↓ | 9:20 | 9:50 | 10:20 | 10:50 | 11:20 | 11:50 | 12:20 | 13:28 | 15:28 | 16:28 | 17:28 |
| Arber Bergbahn Talstation an | 9:25 | 9:55 | 10:25 | 10:55 | 11:25 | 11:55 | 12:25 | 13:33 | 15:33 | 16:33 | 17:33 |
| Anschlussverbindung  | | | | | | | | | | | |
| <i>Linie 6081 nach Bay.Eisenstein</i> ab | 9:27 | | | 11:20 | | | 12:40 | | | 16:40 | |
| <i>Linie 590 nach Lam, Lohberg</i> ab | 9:36 | | | | 11:36 | | | | 15:36 | 16:36 | |





RBO

RBO Regionalbus Ostbayern GmbH
Außenstelle Regen Gewerbestraße 5, 94209
Regen, Tel. 09921 / 5968,
RBO.Regen@deutschebahn.com



Wenzl Freizeit- und Touristik GmbH &
Co.KG
Bahnhofstraße 75, 94249 Bodenmais
Tel. 09924/7015
wenzl-bodenmais.de

| | 6198 102 | 6198 104 | 6198 106 | | 6198 108 | | 6198 110 | | | 6198 112 | 6198 114 |
|---|-------------|-------------|-------------|-------|-------------|-------|-------------|-------|-------|-------------|-------------|
| Anschlussverbindung  | | | | | | | | | | | |
| <i>Linie 590 aus Lam, Lohberg</i> an | 9:24 | | | | 11:28 | | | 14:20 | | | |
| <i>Linie 6081 aus Bay.Eisenstein</i> an | 9:17 | | | 10:34 | | | 12:34 | 14:32 | 15:17 | 16:34 | 17:17 |
| Arber Bergbahn, Talstation ab | 9:30 | 10:00 | 10:30 | 11:00 | 11:30 | 12:00 | 13:36 | 14:36 | 15:36 | 16:36 | 17:36 |
| Arbersee | 9:35 | 10:05 | 10:35 | 11:05 | 11:35 | 12:05 | 13:41 | 14:41 | 15:41 | 16:41 | 17:41 |
| Bretterschachten, Langlaufzentrum | 9:40 | 10:10 | 10:40 | 11:10 | 11:40 | 12:10 | 13:46 | 14:46 | 15:46 | 16:46 | 17:46 |
| Hochstraße, Abzweig Rodelbahn | 9:44 | 10:14 | 10:44 | 11:14 | 11:44 | 12:14 | 13:50 | 14:50 | 15:50 | 16:50 | 17:50 |
| Schönebene | 9:47 | 10:17 | 10:47 | 11:17 | 11:47 | 12:17 | 13:53 | 14:53 | 15:53 | 16:53 | 17:53 |
| Silberberg Sesselbahn, Talstation | 9:50 | 10:20 | 10:50 | 11:20 | 11:50 | 12:20 | 13:56 | 14:56 | 15:56 | 16:56 | 17:56 |
| Bodenmais, Hotel Waldeck | 9:52 | 10:22 | 10:52 | 11:22 | 11:52 | 12:22 | 13:58 | 14:58 | 15:58 | 16:58 | 17:58 |
| Bodenmais, Rathaus an | 9:55 | 10:25 | 10:55 | 11:25 | 11:55 | 12:25 | 14:01 | 15:01 | 16:01 | 17:01 | 18:01 |
| Waldbahn nach Zwiesel RB37  ab | | 10:29 | | 11:29 | | 12:29 | 14:29 | 15:29 | 16:29 | 17:29 | 18:29 |



Preiswert mobil mit Bus und Bahn.
Mit GUTi sogar gratis!

